




# Year 6 Homework Term 1

All tasks need to be completed and handed in on Thursday, however, you can complete your tasks on the days that suit your extra-curricular commitments.



Monday	Tuesday	Wednesday	Thursday homework due	Friday homework set
<b>Reading</b> – record what you have read in your School Diary.	<b>Reading</b> – record what you have read in your School Diary.	<b>Reading</b> – record what you have read in your School Diary.	<b>Reading</b> – record what you have read in your School Diary.	<b>Reading</b> – record what you have read in your School Diary.
<b>Spelling</b> – choose one or two activities from the task table.	<b>Mathletics</b> – complete two teacher assigned tasks. 	<b>Reading Task</b> – choose an activity from the task table.	Ensure that you bring in your homework book so your teacher can view and mark it.	<b>Instrumental Practice</b> 

## Reading and Spelling Task Table

<b>Reading Tasks</b>	<b>Vocabulary</b> – choose five new words from the book you are reading and write a definition for each one.	<b>Character Comparison</b> – choose two characters from your book and create a Venn diagram showing what is the same and different about each.	<b>Summary</b> – write a summary of the book you are reading. The summary must be as close to 25 words as possible. Can you get exactly 25?	<b>Descriptive Sentences</b> – locate three excellent examples of descriptive sentences in your book and write them in your HW Book. Remember the book title at the top!	<b>Fun Facts</b> – after reading a non-fiction book about natural events (tsunamis, earthquakes, landslides etc.) create a Keynote or iMovie explaining what you have learnt.
<b>Spelling Tasks</b>  (optional extra ideas, once you have completed you iTunes U spelling tasks)	<b>Sentences</b> – write an interesting sentence for each of your six spelling words.	<b>Word Building</b> – can you create more words from the words in your list by adding prefixes and suffixes? For example: angrier = angry, angriest & angered	<b>Testing</b> – practise saying and writing your words and then ask a family member to test you. Did you manage to get them all right? Which words do you need to work on?	<b>Synonyms</b> – for each of your spelling words, find 3 synonyms.  For example: burning = flaming, blazing and smouldering	<b>Funky Print</b> – write out each of your 6 spelling words in a funky print (e.g. bubble writing, graffiti). Don't forget to add colour and a title to your work. 

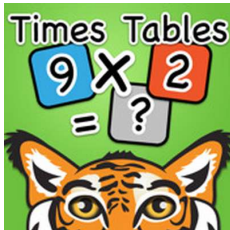

# Focus Spelling Words Term 1

Red Group Week 3	Red Group Week 4	Red Group Week 5	Red Group Week 6	Red Group Week 7	Red Group Week 8	Red Group Week 9
<b>f &amp; ff</b> (fish & coffee)	<b>g &amp; ge</b> (giant & cage)	<b>ing</b> (after e)	<b>t &amp; ed</b> (tap & asked)	<b>-ing</b>	<b>aw &amp; au</b> (saw & sauce)	<b>er, ar &amp; or</b> (teacher, collar & doctor)
staff cuff life knife scoff cliff	angel cage tragic stage rigid digit	grade grading write writing change changing	dressed pressed best stressed pest blessed	having living loving shelving reliving moving	straw thawed pawed caused sauce brawled	motor spider cheddar proper actor sailor

**Refer to your iTunes U course: How to learn my spellings. Please complete the weekly spelling activities assigned to your group.**

## Additional Optional Activities

If you would like some additional learning opportunities, try one of the activities below.

<p>Research a topic connected with a natural event that interest you.</p> <p><b>For example:</b> What natural event has changed the course of the country's history?</p>	<p>Research your favourite leader (from this country or abroad) and find out what made them inspirational. These people do not need to be a political leader.</p> <p><b>For example:</b> Jessica Watson – a leader in the sport of sailing.</p>	<p>Practise your timetables. Can you say them out of order?</p> 	<p>Choose a spelling activity from Literacy Planet.</p> 	<p>Write an email to your teacher summarising three interesting things about you that they may not know.</p>
--	---	---	--	--

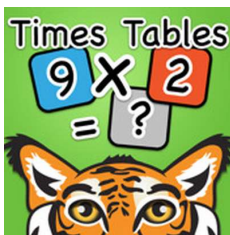

# Focus Spelling Words Term 1

Orange Group Week 3	Orange Group Week 4	Orange Group Week 5	Orange Group Week 6	Orange Group Week 7	Orange Group Week 8	Orange Group Week 9
t + ion	c + ian	grad (Latin - to step)	gress (Latin - to step)	t + ion	-ence & - ance	gram (Greek – something written or drawn)
assertion digestion invention suggestion insertion congestion	magician musician optician electrician politician technician	grade graduate gradient gradual gradually graduating	progress regress digress aggressive egress congress	nation station position pollution creation ambition	appearance confidence acceptance defiance dependence patience	program grammar anagram diagram milligram kilogram

**Refer to your iTunes U course:** How to learn my spellings. Please complete the weekly spelling activities assigned to your group.

## Additional Optional Activities

If you would like some additional learning opportunities, try one of the activities below.

<p>Research a topic connected with a natural event that interest you.</p> <p><b>For example:</b> What natural event has changed the course of the country's history?</p>	<p>Research your favourite leader (from this country or abroad) and find out what made them inspirational. These people do not need to be a political leader.</p> <p><b>For example:</b> Jessica Watson – a leader in the sport of sailing.</p>	<p>Practise your timetables. Can you say them out of order?</p> 	<p>Choose a spelling activity from Literacy Planet.</p> 	<p>Write an email to your teacher summarising three interesting things about you that they may not know.</p>
--	---	---	--	--

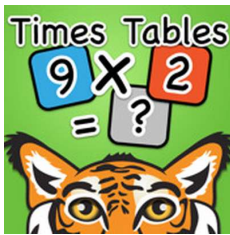

# Focus Spelling Words Term 1

Green Group Week 3	Green Group Week 4	Green Group Week 5	Green Group Week 6	Green Group Week 7	Green Group Week 8	Green Group Week 9
<b>in</b> (not)	<b>im</b>	<b>grad</b> (Latin - to step)	<b>com</b> (with or together)	<b>col</b> (with or together)	<b>con</b> (with or together)	<b>ad</b> (to or toward)
inefficient insecure incompetent inactive	immerse immediate immortal immodest	gradually gradualness graduation centigrade	community combination committee companion	collection collide collision collaborate	conspire congress congestion congregation	adjacent adjoining addicted adhesive
<b>vocabulary</b> infinitesimal insidious	<b>vocabulary</b> kitsch mercenary	<b>vocabulary</b> narcissist oblivion	<b>vocabulary</b> bouquet mallet	<b>vocabulary</b> ostentatious ostracise	<b>vocabulary</b> paradox perfunctory	<b>vocabulary</b> peevish precocious

**Refer to your iTunes U course: How to learn my spellings. Please complete the weekly spelling activities assigned to your group.**

## Additional Optional Activities

If you would like some additional learning opportunities, try one of the activities below.

<p>Research a topic connected with a natural event that interest you.</p> <p><b>For example:</b> What natural event has changed the course of the country's history?</p>	<p>Research your favourite leader (from this country or abroad) and find out what made them inspirational. These people do not need to be a political leader.</p> <p><b>For example:</b> Jessica Watson – a leader in the sport of sailing.</p>	<p>Practise your timetables. Can you say them out of order?</p> 	<p>Choose a spelling activity from Literacy Planet.</p> 	<p>Write an email to your teacher summarising three interesting things about you that they may not know.</p>
--	---	---	--	--