



# Year 2 Homework Term 1



Monday	Tuesday	Wednesday	Thursday homework due	Friday homework set
<b>Reading</b> – record what you have read in your School Diary.	<b>Reading</b> – record what you have read in your School Diary.	<b>Reading</b> – record what you have read in your School Diary.	<b>Reading</b> – record what you have read in your School Diary.	<b>Reading</b> – record what you have read in your School Diary.
<b>Spelling</b> – choose one or two activities from the task table.	<b>Spelling</b> – revise your spelling words.	<b>Reading Task</b> – choose an activity from the task table.	Ensure that you bring in your homework book so your teacher can view and mark it.	<b>Mathletics</b> – complete at least one teacher assigned tasks. 

## Reading and Spelling Task Table

<b>Reading Tasks</b>	<b>Vocabulary</b> – choose five new words from the book you are reading and write a definition for each one.	<b>Character Comparison</b> – choose two characters from your book and create a Venn diagram showing what is the same and different about each.	<b>Summary</b> – write a summary of the book you are reading. The summary must be as close to 25 words as possible. Can you get exactly 25?	<b>Descriptive Sentences</b> – locate three excellent examples of descriptive sentences in your book and write them in your HW Book. Remember the book title at the top!	<b>Fun Facts</b> – after reading a non-fiction book create a Keynote, iMovie or poster explaining what you have learnt.
<b>Spelling Tasks</b>	<b>Sentences</b> – write an interesting sentence for each of your six spelling words.	<b>Word Building</b> – can you create more words from the words in your list by adding prefixes and suffixes? For example: angrier = angry, angriest & angered	<b>Testing</b> – practise saying and writing your words and then ask a family member to test you. Did you manage to get them all right? Which words do you need to work on?	<b>Synonyms</b> – for each of your spelling words, find 3 synonyms.  For example: burning = flaming, blazing and smouldering	<b>Funky Print</b> – write out each of your 6 spelling words in a funky print (e.g. bubble writing, graffiti). Don't forget to add colour and a title to your work. 



# Focus Spelling Words Term 1

Red Group Week 3	Red Group Week 4	Red Group Week 5	Red Group Week 6	Red Group Week 7	Red Group Week 8	Red Group Week 9
<b>e, ea, ee &amp; y</b> (me, beach, tree, key)	<b>oi &amp; oy</b> (coin & toy)	<b>i, igh, i-e &amp; y</b> (tiger, light, kite, fly)	<b>o, oa, o-e &amp; ow</b> (nose, boat, note, snow)	<b>ow &amp; ou</b> (cow & house)	<b>-mb &amp; m</b> (lamb & mouse)	<b>triple 'r' blends</b>
beach being weave seen silly Aborigine	boil loyal spoil oyster enjoy boy	blind grind wild fly kite ride	float throat nose drone know show	couch ground found brown sound clown	comb thumb tomb limb claim charm	scrap strap spread scrape street scruff

**Extension:** If you would like additional words, which link to spelling pattern for the week, visit the free website *Spelfabet* ([www.spelfabet.com.au](http://www.spelfabet.com.au)). To source more words, scroll down to *Spelling Lists* and click on the hyperlink - *main sounds represented by each spelling pattern*.

## Additional Optional Activities

If you are super keen, and would like some additional learning opportunities, try one of the activities below.

Pick a word from the book you are reading and create an acrostic poem.	Think of a number and write it in a circle. Around the outside write the numbers that are 1 more and 1 less, 2 more and 2 less, 10 more and 10 less. Extension: What number is 100 more? What is double this number?	Skip counting in 2s, 3s, 5s and 10s from 0. Can you also skip count starting from different numbers?	Choose a spelling activity from Literacy Planet. 	Choose a character that you have a connection with and describe how you and this character are similar or different. 
------------------------------------------------------------------------	----------------------------------------------------------------------------------------------------------------------------------------------------------------------------------------------------------------------	------------------------------------------------------------------------------------------------------	------------------------------------------------------------------------------------------------------------------------------------------	---------------------------------------------------------------------------------------------------------------------------------------------------------------------------------------------------------------



# Focus Spelling Words Term 1

Blue Group Week 3	Blue Group Week 4	Blue Group Week 5	Blue Group Week 6	Blue Group Week 7	Blue Group Week 8	Blue Group Week 9
-nt & -mp	tr & cr	-y (fly)	-ng (king)	ch (chair)	-mb & -m (lamb & mouse)	-ll (bell)
lamp damp bent cent lent sent	trap crib crab craft trick truck	cry fry shy spy sky why	wing sing bring sting fling ping	chip chop chin chat chap chug	comb limb bomb dam grim chum	well fell tell bill cell all

**Extension:** If you would like additional words, which link to spelling pattern for the week, visit the free website *Spelfabet* ([www.spelfabet.com.au](http://www.spelfabet.com.au)). To source more words, scroll down to *Spelling Lists* and click on the hyperlink - *main sounds represented by each spelling pattern*.

## Additional Optional Activities

If you are super keen, and would like some additional learning opportunities, try one of the activities below.

Pick a word from the book you are reading and create an acrostic poem.	Think of a number and write it in a circle. Around the outside write the numbers that are 1 more and 1 less, 2 more and 2 less, 10 more and 10 less. Extension: What number is 100 more? What is double this number?	Skip counting in 2s, 3s, 5s and 10s from 0. Can you also skip count starting from different numbers?	Choose a spelling activity from Literacy Planet. 	Choose a character that you have a connection with and describe how you and this character are similar or different. 
------------------------------------------------------------------------	----------------------------------------------------------------------------------------------------------------------------------------------------------------------------------------------------------------------	------------------------------------------------------------------------------------------------------	------------------------------------------------------------------------------------------------------------------------------------------	---------------------------------------------------------------------------------------------------------------------------------------------------------------------------------------------------------------



# Focus Spelling Words Term 1

Yellow Group Week 3	Yellow Group Week 4	Yellow Group Week 5	Yellow Group Week 6	Yellow Group Week 7	Yellow Group Week 8	Yellow Group Week 9
-ed	oi & oy (coin & toy)	y, i, ie & igh (fly, tiger, pie)	plurals ending in 've'	ch (chair)	mm (hammer)	-ing
weaved dropped shoved thrived clapped flipped	poison avoid rejoice destroy avoiding rejoicing	cycles rhymes supplies knights twilight nightmare	loaves shelves knives leaves scarves hooves	beaches benches children chocolate wrench chuckle	hammer commit common drummer glimmer shimmer	strapping scrapping stopping scrapping scrubbing spreading

**Extension:** If you would like additional words, which link to spelling pattern for the week, visit the free website *Spelfabet* ([www.spelfabet.com.au](http://www.spelfabet.com.au)). To source more words, scroll down to *Spelling Lists* and click on the hyperlink - *main sounds represented by each spelling pattern*.

## Additional Optional Activities

If you are super keen, and would like some additional learning opportunities, try one of the activities below.

Pick a word from the book you are reading and create an acrostic poem.	Think of a number and write it in a circle. Around the outside write the numbers that are 1 more and 1 less, 2 more and 2 less, 10 more and 10 less. Extension: What number is 100 more? What is double this number?	Skip counting in 2s, 3s, 5s and 10s from 0. Can you also skip count starting from different numbers?	Choose a spelling activity from Literacy Planet.  	Choose a character that you have a connection with and describe how you and this character are similar or different.  
------------------------------------------------------------------------	----------------------------------------------------------------------------------------------------------------------------------------------------------------------------------------------------------------------	------------------------------------------------------------------------------------------------------	----------------------------------------------------------------------------------------------------------------------------------------------	-------------------------------------------------------------------------------------------------------------------------------------------------------------------------------------------------------------------