

# Year 1 Homework Term 1



ST HILDA'S SCHOOL  
GOLD COAST

Monday	Tuesday	Wednesday	Thursday homework due	Friday homework set
<b>Reading</b> – record what you have read in your School Diary.	<b>Reading</b> – record what you have read in your School Diary.	<b>Reading</b> – record what you have read in your School Diary.	<b>Reading</b> – record what you have read in your School Diary.	<b>Reading</b> – record what you have read in your School Diary.
<b>Spelling</b> – choose an activity from the task table.	<b>Sight Words</b> – revise your words.	<b>Spelling</b> – revise your words.	Bring your Homework Book to school so your teacher can mark it.	<b>Sight Words</b> – choose a task from the task table.

## Spelling Task Ideas

**Sentences** – write an interesting sentence for each of your six spelling words.



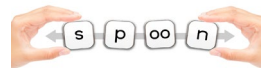
**Word Hunt** – can you find six more words that follow the spelling pattern in your list this week?



**Testing** – practise saying and writing your words and then ask a family member to test you. Did you manage to get them all right?



**Phonemes** – copy out your spelling words and break them into phonemes. How many phonemes are in each of your words?




**Playdough** – make your words out of playdough. Take a photo of each word, print and stick into your Homework Book.




## Sight Word Task Ideas

**Reading Sight Words** – how many sight words can you find in your home reader? Write them in a list.



**Word Search** – Create a word search with your sight words. Give it to a family member to see if they can find all of them.



**Alphabetical Order** – write your sight words out onto 'post it notes' and then try and put them into alphabetical order.



**Word Find** – after you have practised saying your sight words, ask an adult to call out a word from your list. How quickly can you spot the word and put your finger on it?



**Writing** – practise writing your sight words in different ways, for example rainbow colours, bubble writing, capitals, special pens or in your neatest handwriting.





# Focus Spelling Words Term 1

Yellow Group Week 3	Yellow Group Week 4	Yellow Group Week 5	Yellow Group Week 6	Yellow Group Week 7	Yellow Group Week 8	Yellow Group Week 9
<b>a-e</b> (tape)	<b>p &amp; pp</b> (panda & hippo)	<b>y, ie &amp; igh</b> (fly, pie & light)	<b>-ing</b> (double consonant and not)	<b>-ch</b> (chair & school)	<b>mm &amp; mb</b> (hammer & mouse)	<b>gg &amp; ll</b> (egg & bell)
ape cape drape snake make tape	trip trap tripping ripping tipping trapping	try tries light right thigh shy	snap snapping winning spinning snacking tracking	chip chop cheese school echo cheer	swimming summer comb lamb bomb limb	giggle wiggle calling falling chilling rolling

**Extension:** If you would like additional words, which link to spelling pattern for the week, visit the free website *Spelfabet* ([www.spelfabet.com.au](http://www.spelfabet.com.au)). To source more words, scroll down to *Spelling Lists* and click on the hyperlink - *main sounds represented by each spelling pattern*.

## Additional Optional Activities

If you are super keen, and would like some additional learning opportunities, try one of the activities below.

<p>Draw three pictures to show the beginning, middle and end of your story. Write a sentence beneath to explain what is happening.</p>	<p>Skip counting in 2s, 5s and 10s from 0 to 100. Can you skip count starting from different numbers?</p> 	<p>Choose a book and task from Wushka.</p> 	<p>Illustrate your favourite part from book. Write a sentence/s describing why you enjoyed reading it.</p>	<p>Find a favourite poem that you really enjoy. Practise saying it with expression to your family. Can you present it to the class?</p>
--	---	--	--	---

# Focus Spelling Words Term 1

Red Group Week 3	Red Group Week 4	Red Group Week 5	Red Group Week 6	Red Group Week 7	Red Group Week 8	Red Group Week 9
-ap	t (tap)	-i (tin)	n (net)	h (hand)	m & mb (mouse & lamb)	-g (gate)
lap	sat	sip	not	hat	mop	got
cap	cat	nip	net	hit	mad	get
nap	rat	rip	can	ham	ram	leg
gap	tan	tip	fan	has	man	lug
rap	tut	tin	fin	him	ham	lag
tap	top	win	fun	hot	lamb	log

**Extension:** If you would like additional words, which link to spelling pattern for the week, visit the free website *Spelfabet* ([www.spelfabet.com.au](http://www.spelfabet.com.au)). To source more words, scroll down to *Spelling Lists* and click on the hyperlink - *main sounds represented by each spelling pattern*.

## Additional Optional Activities

If you are super keen, and would like some additional learning opportunities, try one of the activities below.

Draw three pictures to show the beginning, middle and end of your story. Write a sentence beneath to explain what is happening.

Skip counting in 2s, 5s and 10s from 0 to 100. Can you skip count starting from different numbers?



Choose a book and task from Wushka.



Illustrate your favourite part from book. Write a sentence/s describing why you enjoyed reading it.

Find a favourite poem that you really enjoy. Practise saying it with expression to your family. Can you present it to the class?

# Focus Spelling Words Term 1

Blue Group Week 3	Blue Group Week 4	Blue Group Week 5	Blue Group Week 6	Blue Group Week 7	Blue Group Week 8	Blue Group Week 9
-ap	tr & pr	i-e & y (kite & fly)	sn & -nt	k & ck (kitten & duck)	-mp & -nd	-ll (bell)
lap slap clap flap strap trap	tree prod trip trod pram tram	fly mine time pipe bite cry	snap snot went bent snack knee	duck sink truck bank muck back	damp ramp kind rind stomp land	gull call roll fall chill all

**Extension:** If you would like additional words, which link to spelling pattern for the week, visit the free website *Spelfabet* ([www.spelfabet.com.au](http://www.spelfabet.com.au)). To source more words, scroll down to *Spelling Lists* and click on the hyperlink - *main sounds represented by each spelling pattern*.

## Additional Optional Activities

If you are super keen, and would like some additional learning opportunities, try one of the activities below.

Draw three pictures to show the beginning, middle and end of your story. Write a sentence beneath to explain what is happening.

Skip counting in 2s, 5s and 10s from 0 to 100. Can you skip count starting from different numbers?



Choose a book and task from Wushka.



Illustrate your favourite part from book. Write a sentence/s describing why you enjoyed reading it.

Find a favourite poem that you really enjoy. Practise saying it with expression to your family. Can you present it to the class?