



Prep Homework Term 1



Monday	Tuesday	Wednesday	Thursday homework due	Friday homework set
Reading – record what you have read in your R.E.D. book.	Reading – record what you have read in your R.E.D. book.	Reading – record what you have read in your R.E.D. book.	Reading – record what you have read in your R.E.D. book.	Reading – record what you have read in your R.E.D. book.
Letters & Sounds or Sight Words – revise.	Letters & Sounds or Sight Words – revise.		Ensure that you bring in your homework book so your teacher can view and mark it.	Letters & Sounds or Sight Words – choose a task from the task table.

Letter & Sound Task Table

I Spy – play I Spy with someone in your family, using the first sound (not letter). E.g. ‘...something beginning with ‘c’ as in cat (could be: cloud, kite, chemist).



Playdough – can you make the letters in your name from playdough? Don't forget the capital letter!



Sand writing – can you practise writing your name or alphabet in the sand? Take a photo and stick it in your book.




Magazine letters – choose a letter and see how many different ways it can be written in magazines. Cut out the letters to make a collage in your book.



Handwriting – choose five letters from the alphabet and practise writing them in your book. Use a handwriting guide to help you form them correctly.

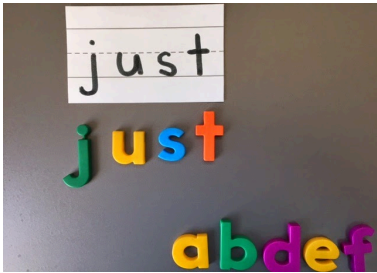
Queensland-----
 ABCDEFGHIJK
 LMNOPQRSTU-----
 VWXYZ-----
 abcdefghijklmnop
 qrstuvwxyz-----
 1234567890-----

Rhyming words – how many rhyming words can you find in your reader? You could ask an adult to help you make a rhyming word wheel.



Sight Word Task Table

Magnetic Letters – create your sight words from magnetic letters and put them on your fridge. Every time you open the fridge choose a sight word to read.



Playdough – make your words out of playdough. Take a photo of each word, print and stick into your Homework Book.



Word Find – after you have practised your words, ask an adult to call out a word from your list. How quickly can you spot the word and put your finger on it?

☆☆ Green Words ☆☆			
big	can	did	get
has	him	new	now
off	old	our	out
see	she	two	who
☆☆☆☆☆☆			

Pasta Words – make your words out of buttons/pasta/blocks and then practise reading them.



Handwriting – copy out your sight words in your best handwriting. Circle the word you think you wrote the neatest.

Queensland-----
 ABCDEFGHIJK
 LMNOPQRSTU
 VWXYZ-----
 abcdefghijklmnop
 qrstuvwxyz
 1234567890-----

Paddle Pops – write your words out onto paddle pop sticks and put them into a cup. Take it in turns with an adult pulling out a stick and reading the word.



Additional Optional Activities

If you are super keen, and would like some additional learning opportunities, try one of the activities below.

Practise writing your name with a capital letter at the start.



Counting in ones starting from different numbers. Can you count in ones starting from 17? How high can you go?

1	2	3	4
5	6	7	8
9	10	11	12
13	14	15	16
17	18	19	20

Choose a book and task from Wushka. More details about how to access this will be coming.



Complete an activity from Maths Seeds. More details about how to access this will be coming.



Choose a nursery rhyme that you don't already know. Practise saying it at home. Can you teach your teacher and classmates?

