



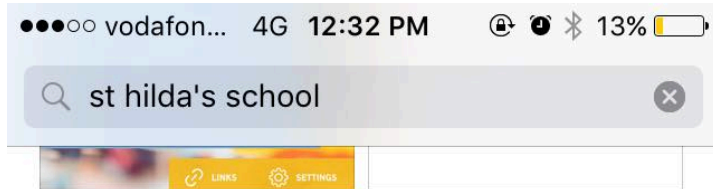
ST HILDA'S SCHOOL, GOLD COAST

GET STARTED WITH THE ST HILDA'S APP




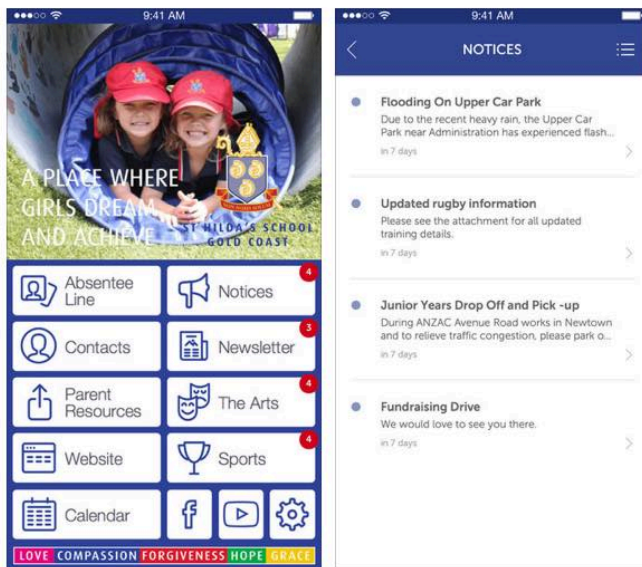
Step 1

Visit the Apple/Android App Store, search St Hilda's School and download the FREE App.



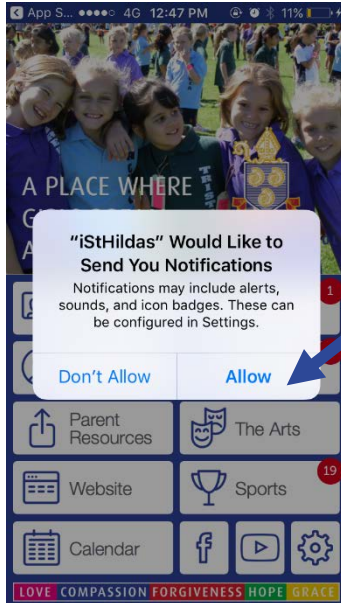
iStHildas
St Hilda's School

+ OPEN



Step 2


Once you have downloaded and opened the App, you will receive a prompt asking if you wish to receive Push Notifications. Respond 'Allow'.



Select 'Allow' to receive Notifications from St Hilda's School

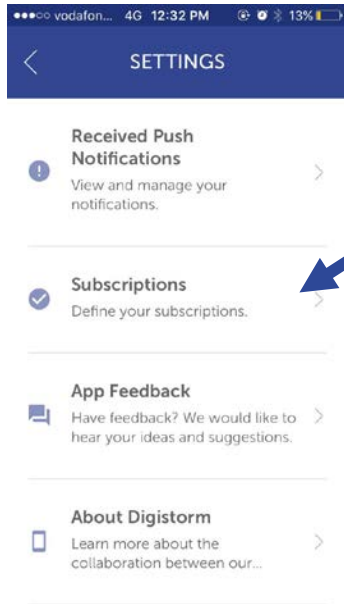
Step 3

Before exploring the App and its many features, we strongly recommend that you begin by managing your Push Notifications/Subscriptions. **This will allow you to select the information channels that are of interest to you.** To do this, click the Settings button on the bottom right of the App home screen.



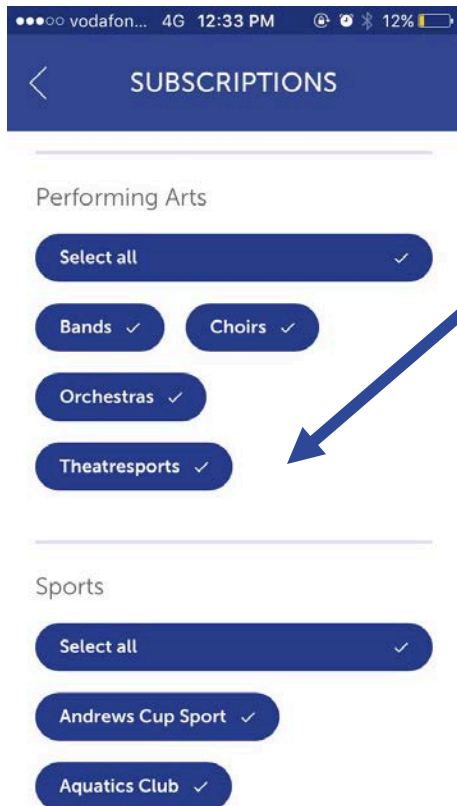
Click here for App Settings

Once you have reached the Settings screen, click **'Subscriptions'**.



Click here to
manage
Subscriptions

On the Subscriptions screen, you are able to check/uncheck the areas of the School from which you would like receive notifications.



e.g. click here to stop
receiving notifications
regarding Theatresports
at St Hilda's School.

Step 4

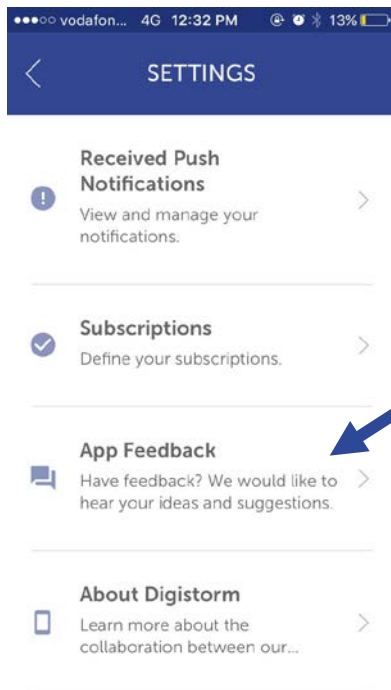
We would love to hear your feedback. If you are experiencing issues with the App or are especially happy with a particular feature, you are able to let us know via the App Feedback function.

Go to Settings via the button on the bottom right of the App home screen.



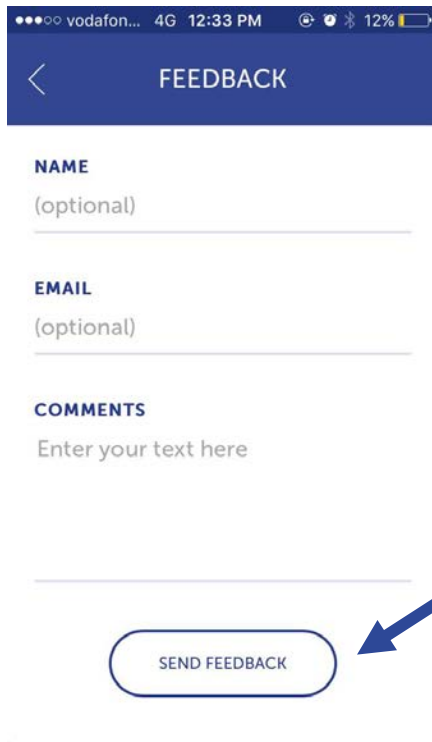
Click here for App Settings

Click **'App Feedback'**.



Click here to provide Feedback to St Hilda's School

Complete the Feedback form and then hit **'Send Feedback'**. We aim to respond to your queries within 48 hours.



The screenshot shows a mobile app interface for a feedback form. At the top, there is a status bar with signal strength, 'vodafone...', '4G', '12:33 PM', and a battery icon at 12%. Below the status bar is a dark blue header with a white back arrow on the left and the word 'FEEDBACK' in white. The form consists of three sections: 'NAME (optional)' with a text input field, 'EMAIL (optional)' with a text input field, and 'COMMENTS' with a text area containing the placeholder 'Enter your text here'. At the bottom of the form is a rounded rectangular button with the text 'SEND FEEDBACK'.

IMPORTANT. Hit the Send Feedback button to ensure your comments reach St Hilda's School.

Alternatively, you are also able to contact our Marketing and Communications Officer, Laura Miller with any App feedback/queries. Email: lmiller@sthildas.qld.edu.au or Phone: 07 5577 7255.