





ST HILDA'S SCHOOL
GOLD COAST




Welcome to Prep

+



Communication


- Diary
- Email
- Appointment to see Teacher



+



Uniform



■ PE & gym days

- Blue shorts, blue t-shirt, white sports shoes and red play hat
- Term 1 and 4 swimming bag

■ All other days

- Blue dress, black buckle or velcro school shoes and panama hat to be worn to and from school.

■ Send red play hat every day

■ Name all items of uniform

+



Food and Drink

■ **WE ARE A NUT FREE SCHOOL**

■ Morning Tea

- Fruit/vegies and 1 other item eg – crackers, cheese, yoghurt, half a sandwich

■ Lunch

- Sandwich, salad, pasta, leftovers etc plus another snack eg crackers, muesli bar, slice, muffin, fruit/vegies

■ After School


- If your daughter attends an after school activity you may wish to send a small snack to eat prior to this.

+



Daily Routine

- Before school
- The School day
- End of day



+




Developing Independence

- Pack and unpack bag
- Carry own belongings
- Dressing and undressing
(including shoes)
- Car park pick-up



Tips on Separation

- Explain beforehand your [drop-off](#) procedure so she is completely aware of what will happen. And then tell her when you'll be back, and from where you'll be picking her up.
- Involve your child's class teacher in the process as she will be left with your child.
- Don't hang around at school or prolong the goodbyes. You may need to run through the pick-up process again.
- Never sneak out – make sure she knows you've left.
- Try to appear relaxed with a happy or calm expression.
- If settling is taking a bit longer, set up a [reward chart](#) in which your child works towards something special, putting a sticker on each day she separates from you without too much trouble.





Age Appropriate Teaching

- *'Playfulness should pervade all learning and teaching interactions'*
(*'Age Appropriate Pedagogies'*, Department of Education and Training,)



+



Oral Language


- *"Dialogue is important to enable children to externalise, share and develop their thinking... the ways in which adults talk to children can influence learning, memory, understanding and the motivation to learn". (‘Age Appropriate Pedagogies’, Department of Education & Training)*
- Show and tell
- Reading and talking about books
- Asking and answering questions in class
- Reflecting on learning

+



Homework


- Starts in Week 3
- Home reading
- 1 or 2 reading activities
- Letter names and usual sounds
- Wushka






Seesaw

- We use Seesaw to record classroom learning that you are able to access using your iPad, laptop, PC and phone.
- Login details sent home in Week 2.



Seesaw



+



Questions

■ Courtney Bennetts

■ cbennetts@sthildas.qld.edu.au

■ Paula Humphries

■ phumphries@sthildas.qld.edu.au

■ Marina Jacovou-Johnson

■ mjacovoujohnson@sthildas.qld.edu.au

