

Teaching


Handwriting

Reading

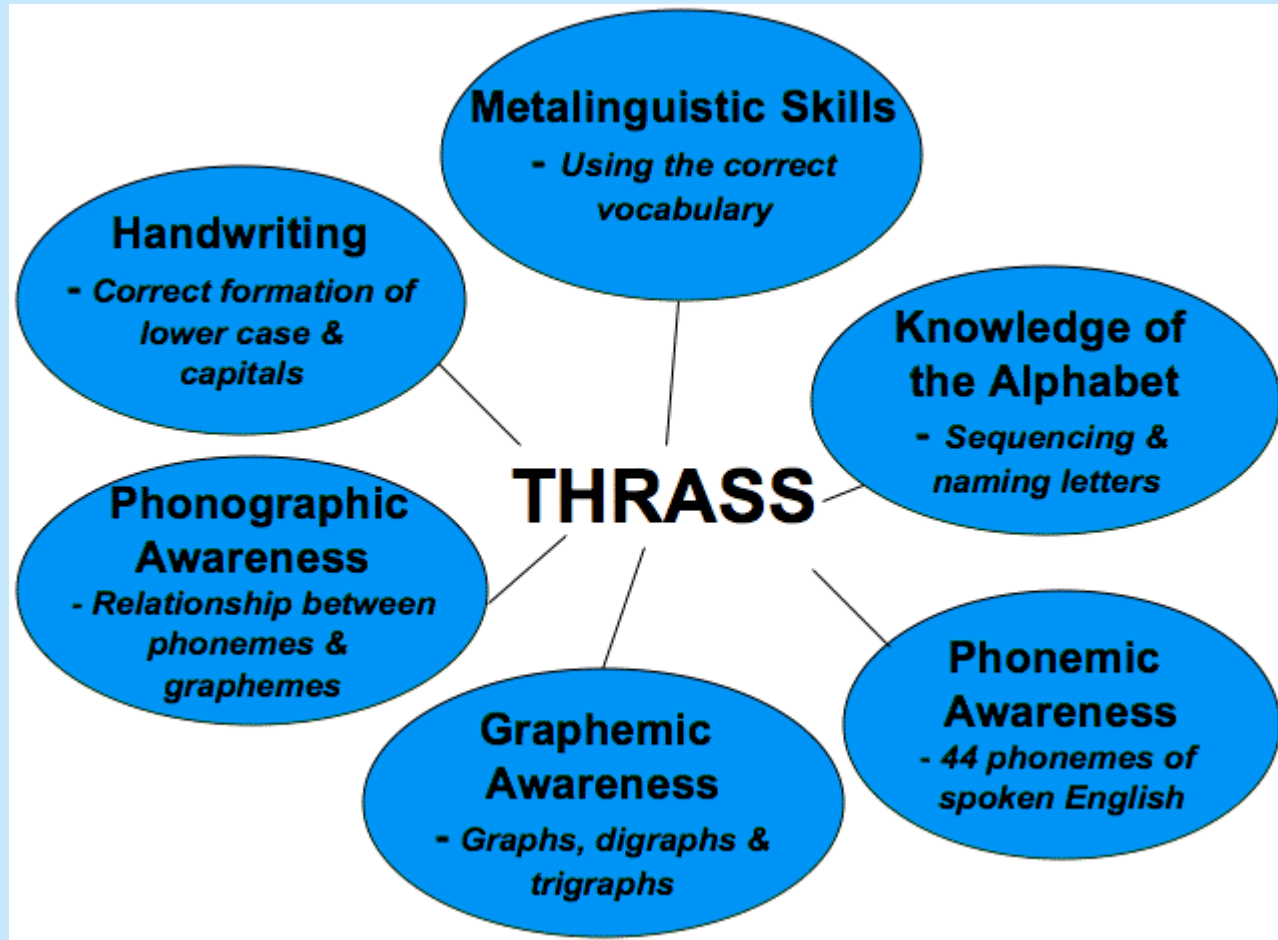
And

Spelling

Skills



Parent Information Session



PHONEMIC AWARENESS

- Listen to the sounds of our language
- From an early age we are taught rhyming words – THRASS teaches us how to manipulate those spoken English sounds
- How to get the sounds onto paper – phonographic knowledge

PHONICS

THRASS teaches children the 44 spoken sounds and 120 different spelling choices.




WHAT IS A PHONEME?

- Phoneme is a speech sound
- Phonemes are the sounds in words

d/o/g

c/a/tch

eigh/t



WHAT IS A GRAPHEME?



- A grapheme is a spelling choice
- Spelling choices can consist of one, two, three or even four letters

Graph

jam **g**iant

Diagraph

ca**ge**

Trigraph

brid**dge**

HELPING AT HOME...

- Knowledge of chart
- Reinforce use of chart when reading, spelling and writing words



TERMS TO USE AT HOME

- Phoneme – speech sound
- Phonemes are the sounds in words:

E.g. d/o/g c/a/tch eigh/t

- Use the terms:
 - Graph – one letter spelling choice
 - Digraph – two letter spelling choice
 - Trigraph – three letter spelling choice

- Voiced/unvoiced sounds
- Sounds must be correct not cute – f/th
- Vowels are easier to produce but harder to recognise! (open mouthed sounds)
- Teacher – ‘er’ etc. box is a sound box that we use 100s of time per day without recognition
- Older children often have difficulty decoding due to limited phonic knowledge

- We need look beyond the initial sound
- Look at where the sounds are in the word and have the children learn the basic building blocks over time
- English is taken from many other languages – within each sound box the most frequent is listed first and the least * can be added when needed

SPELLING

- Some children see the word and remember but that is not knowing how to spell
- Useful chart for expansion for all learners remedial through to extension
- Unfamiliar word – we sound out using the 44 sounds we already know
- Still use sounds and still use syllables

THRASS DESK CHART

- Finger pointing: abc
 - Ab abc abcdefg ab abc abcdefg hi hij.....
- Finger pointing: pictures



HANDWRITING

- THRASS write over chart and handwriting sheets
- Paper or whiteboards are effective
- Monitor correct letter formation



IDEAS FOR HOME



QUESTIONS



THANK YOU FOR COMING

We hope you have found this session helpful.

